














Asystole



| Legend | |
|---|-----------------|
|  | EMR |
|  | EMT |
|  | Intermediate |
|  | Paramedic |
|  | Medical Control |

| | | | | |
|--|---|--|---|---|
|  EMT |  EMR | <p>Not applicable. Emergency Medical Responders and Emergency Medical Technicians are not equipped with ACLS medications and shall treat the patient in accordance with current AHA guidelines and the system <i>Cardiac Arrest SMO</i>. Consider Cease Efforts, see Cease Efforts SMO.</p> |  EMR |  EMT |
|--|---|--|---|---|

| | | | | |
|--|---|--|---|---|
|  P |  I | <ol style="list-style-type: none"> 1. Continue EMR/EMT care. 2. Confirm Asystole in 2 leads. 3. Consider Cease Efforts, see Cease Efforts or Do Not Resuscitate SMO. 4. Evaluate rhythm after 2 minutes CPR and confirm Asystole in two (2) leads. 5. Go to Cardiac Arrest Protocol if resuscitation efforts are indicated. |  I |  P |
|--|---|--|---|---|