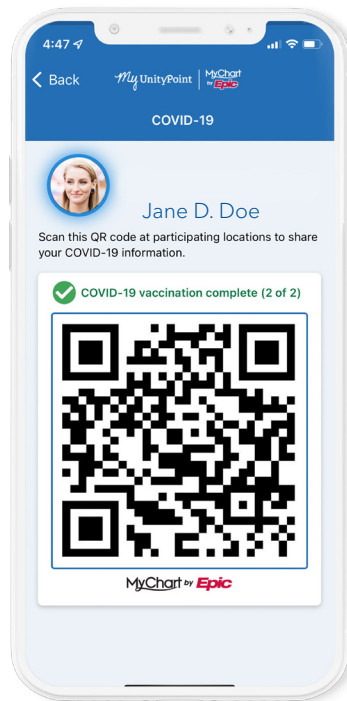
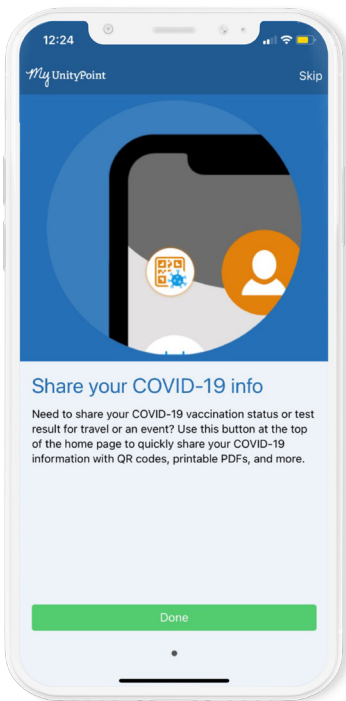




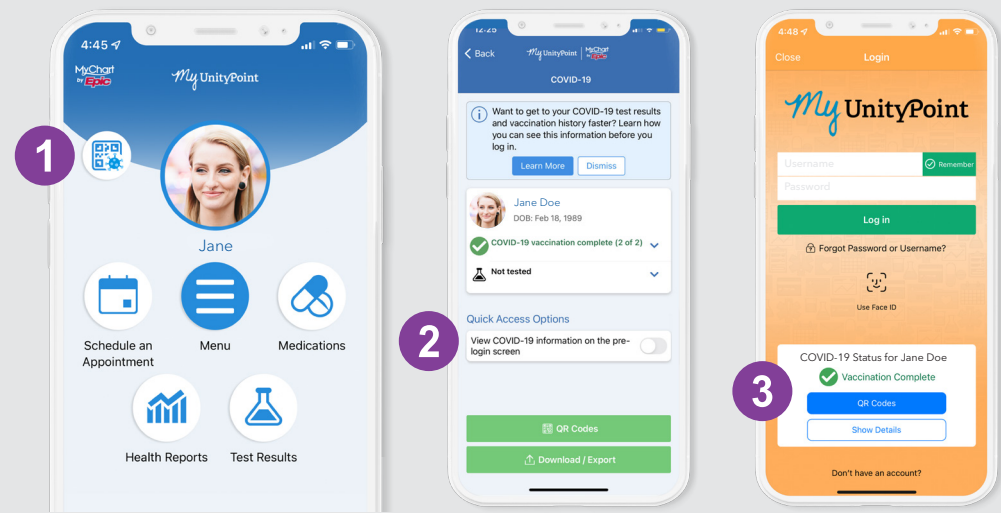
Access your COVID-19 Vaccination Information



If you plan to travel, or need to show vaccination status for an event, you can access your COVID-19 vaccination status in **MyUnityPoint (MyChart)**. Credentials can be displayed through MyUnityPoint on a mobile device, printed or saved to another mobile app. A business can then read the QR code. Simply log in to **MyUnityPoint**, click on **"Menu,"** then **"COVID-19"** and finally **"QR codes."**



How to Find Your COVID-19 Vaccine QR Code



1 Log into your MyUnityPoint account and click the COVID-19 QR code icon.

2 View your COVID-19 vaccination information OR if you received your vaccine at a non-UnityPoint Health location, you can manually add your COVID-19 vaccination information here.

3 Toggle on the "quick access option" to be able to access your COVID-19 vaccination information and QR code without logging in next time.