

Don't wait any longer.

Find out why  
*Balloon Sinuplasty*<sup>™</sup>  
is different.

Break the cycle now and find out if  
*Balloon Sinuplasty*<sup>™</sup> Technology is right  
for your child.

Talk with your doctor and go to  
[www.BalloonSinuplasty.com](http://www.BalloonSinuplasty.com) for  
more information.

1. <http://www.entnet.org/HealthInformation/Sinusitis.cfm>
2. Ramadan, H. Safety and Feasibility of Balloon Sinuplasty for Treatment of Chronic Rhinosinusitis in Children. *Annals of Otolaryngology, Rhinology and Laryngology*, 2009; 118(3):161-165.
3. Ramadan, H. Balloon catheter sinuplasty in young children. *American Journal of Rhinology & Allergy*, 2010; 24(1): e54-e56.

*Balloon Sinuplasty*<sup>™</sup> Technology is intended for use by or under the direction of a physician. *Balloon Sinuplasty*<sup>™</sup> Technology has associated risks, including tissue and mucosal trauma, infection, or possible optic injury. Consult your physician for a full discussion of risks and benefits to determine whether this procedure is right for you.

Does your child  
suffer from chronic  
sinus infections?



# What are chronic sinus infections?

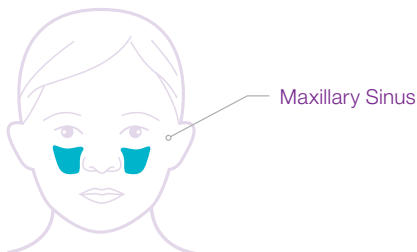
**Chronic sinus infections** are inflammations of the sinus lining lasting three months or more. They are most commonly caused by bacterial, viral, and/or microbial infections. Structural issues such as blockage of the sinus opening can also lead to chronic sinus infections. If the opening is closed, normal mucus drainage may not occur. This condition may lead to infection and inflammation of the sinuses.

## The following symptoms may indicate a sinus infection in your child<sup>1</sup>:

- A “cold” lasting more than 10 to 14 days, sometimes with low-grade fever
- Thick yellow-green nasal drainage
- Post-nasal drip, sometimes leading to or exhibited as sore throat, cough, bad breath, nausea and/or vomiting
- Headache, usually not before age 6
- Irritability or fatigue
- Swelling around the eyes

## What are the treatment options?

Sinus infections are typically treated with medication prescribed by your doctor. However, for some patients medication will not provide symptom relief, and surgery will be recommended.



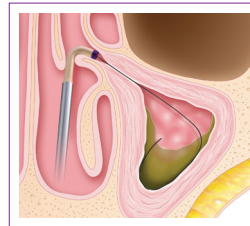
# Balloon Sinuplasty™: A minimally invasive approach

*Balloon Sinuplasty™* Technology is a safe and minimally invasive system that widens the maxillary sinuses in children. It is used as a tool by surgeons in the treatment of chronic sinus infections. Unlike traditional sinus surgery, it does not require bone or tissue removal.

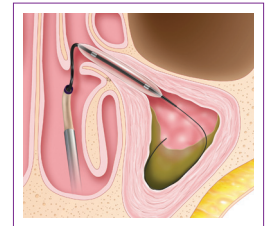
Preliminary results from recent studies indicate that opening a sinus using *Balloon Sinuplasty™* Technology in children has an excellent safety profile and may be an effective treatment option for blocked maxillary sinuses.<sup>2,3</sup>

## How does the System work?

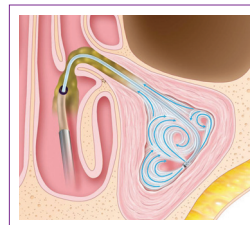
The *Balloon Sinuplasty™* System uses a small, flexible balloon catheter to gently open the blocked maxillary sinus.



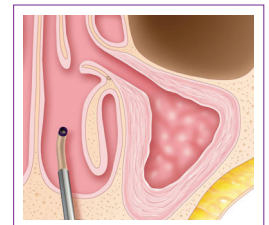
**Step 1.** A guidewire is advanced into the maxillary sinus to gain initial access.



**Step 2.** A sinus balloon is positioned across the sinus opening and inflated.



**Step 3.** The sinus balloon is removed, and the sinus is washed out.



**Step 4.** The system is removed, leaving the sinus open and clear of mucus.