

Access ESS Using Citrix

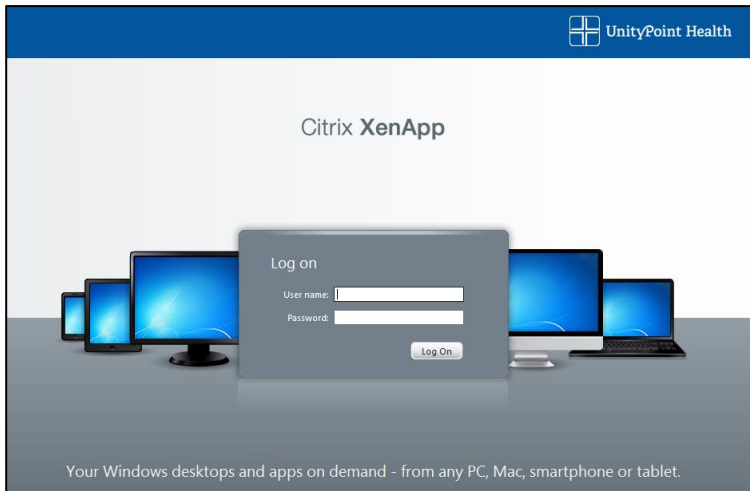
How to access Employee Self Service from outside UnityPoint



If you cannot access Employee Self Service through the employee or associate section of the UnityPoint Health website for your region, another option is to use the Citrix application.

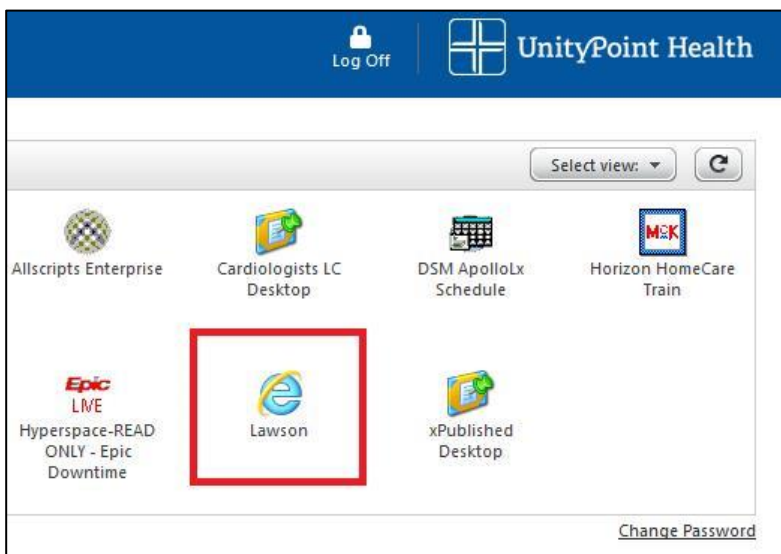
1. Open the Citrix ZenApp at <https://remote.unitypoint.org>.

The Citrix log on screen displays.



2. Enter your UnityPoint Health network user name and password and click **Log On**.

The UnityPoint Health menu page displays.



Tip Sheet Author: IT Service Center
Tip Sheet Revised by:
Tip Sheet Approved by:
Intended Users: Employees

Key Words: Citrix, Employee Self Service

Establishment Date: 7/06/2015
Revision Date:
Last Approval Date: 7/16/2015

Access ESS Using Citrix

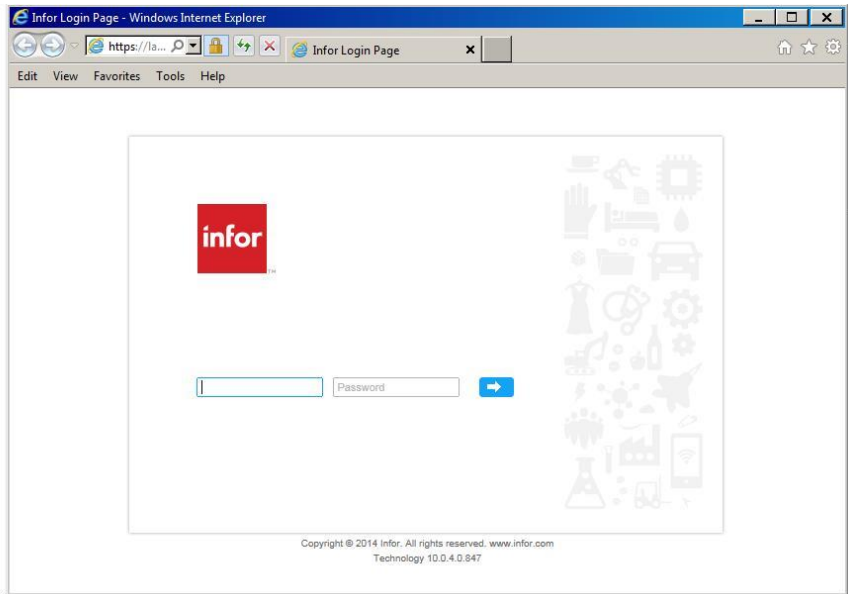
How to access Employee Self Service from outside UnityPoint




3. Click the Lawson Internet Explorer (IE) icon.

Note: Some users may see many icons and some may just see one.

The Lawson log in (Infor) page displays.



4. Enter your UnityPoint network user name and password, and click the blue arrow box.
5. Once logged in, click on the shaking hands to access ESS/Enwise:



Tip Sheet Author: IT Service Center
Tip Sheet Revised by:
Tip Sheet Approved by:
Intended Users: Employees

Establishment Date: 7/06/2015
Revision Date:
Last Approval Date: 7/16/2015

Key Words: Citrix, Employee Self Service